


# 2ND GRADE DIGITAL CITIZENSHIP

PUTTING A STOP TO ONLINE MEANNESS




# OBJECTIVES

*By the end of this lesson, students will be able to:*

- Understand what online meanness can look like and how it can make people feel.
- Identify ways to respond to mean words online, using S-T-O-P.





what should you do  
if someone is mean to  
you online?

# Lesson



WARM UP


# 1. What does mean behavior look like?





WARM UP


## 2. How does mean behavior make people feel?





WARM UP


3. What should you do if you ever experience someone being mean to you or if you see someone being mean to another person?





# Online

Using a computer, phone, or tablet to visit a website or app







WARM UP


4. Have you ever seen someone make someone else feel bad online?





WARM UP

# Why do you think someone would be mean to someone else online?





## ACTIVITY

**Hey! Have you seen that new show, Fly Sweepers!**

**It's so cool!**



**I can't believe you like superhero shows.**

**That's something my little brother would watch!**






## Face-to-Face

1. [Capture student responses here.]

## Online

1. [Capture student responses here.]



# Lesson Activities




## Scenario

*Legs' parents let her play on a website where she can take care of a pet pony and decorate its stall. One day, Legs was playing on her friend Michael's device and accidentally forgot to sign out before she left. The next day, Legs went to the site to care for her pony and found the pony's stall was a mess and that there were some things missing.*

# STOP ONLINE MEANNESS


## Directions

Read the story and then work with a partner to answer questions 1-2.


common sense education®

GRADE 2: PUTTING A STOP TO ONLINE MEANNESS

NAME \_\_\_\_\_

STOP Online Meanness 

DATE \_\_\_\_\_

 **Directions**  
Read the story below and then work with a partner to answer the questions that follow.

Legs' parents let her play on a website where she can take care of a pet pony and decorate its stall. One day, Legs was playing on her friend Michael's device and accidentally forgot to sign out before she left. The next day, Legs went to the site to care for her pony and found the pony's stall was a mess and that there were some things missing.

1. What do you think happened? *I think ...*

\_\_\_\_\_

\_\_\_\_\_

\_\_\_\_\_

2. How do you think Leg feels? Why? *I think Leg feels ...*

\_\_\_\_\_

\_\_\_\_\_


\_\_\_\_\_

3. Since Legs wants to put a S-T-O-P to online meanness, how do you think Legs will respond to this situation?


\_\_\_\_\_

\_\_\_\_\_

\_\_\_\_\_

CYBERBULLYING, DIGITAL DRAMA & HATE SPEECH  
**We are kind & courageous.**

commonsense.org/education  
Shareable with attribution for noncommercial use. Remixing is permitted.




1



## REVIEW

- ✓ Step away.
- ✓ Tell a trusted adult.
- ✓ OK sites first.
- ✓ Pause and think online.






# STOP ONLINE MEANNESS


## Directions

Now that we have reviewed S-T-O-P,  
complete question 3.


common sense education®

GRADE 2: PUTTING A STOP TO ONLINE MEANNESS

NAME \_\_\_\_\_

STOP Online Meanness 

DATE \_\_\_\_\_

**Directions**  
Read the story below and then work with a partner to answer the questions that follow.

Legs' parents let her play on a website where she can take care of a pet pony and decorate its stall. One day, Legs was playing on her friend Michael's device and accidentally forgot to sign out before she left. The next day, Legs went to the site to care for her pony and found the pony's stall was a mess and that there were some things missing.

1. What do you think happened? *I think ...*

\_\_\_\_\_

\_\_\_\_\_

\_\_\_\_\_

2. How do you think Leg feels? Why? *I think Leg feels ...*

\_\_\_\_\_

\_\_\_\_\_


\_\_\_\_\_

3. Since Legs wants to put a S-T-O-P to online meanness, how do you think Legs will respond to this situation?


\_\_\_\_\_

\_\_\_\_\_

\_\_\_\_\_

CYBERBULLYING, DIGITAL DRAMA & HATE SPEECH  
We are kind & courageous.

commonsense.org/education  
Shareable with attribution for noncommercial use. Remixing is permitted.




1


# PAUSE & THINK MOMENT

## Directions

1. Draw a picture about what you should do if you experience someone being mean to you online.
2. Explain what you should do if you experience someone being mean to you online.

 common sense education®


GRADE 2: PUTTING A STOP TO ONLINE MEANNESS

**STOP Online Meanness** 

NAME \_\_\_\_\_

DATE \_\_\_\_\_

**Pause & Think Moment**  
Draw a picture about what you should do if you experience someone being mean to you online.





Explain what you should do if you experience someone being mean to you online.

\_\_\_\_\_

\_\_\_\_\_

\_\_\_\_\_

 CYBERBULLYING, DIGITAL DRAMA & HATE SPEECH  
We are kind & courageous.

commonsense.org/education  
Shareable with attribution for noncommercial use. Remixing is permitted. 

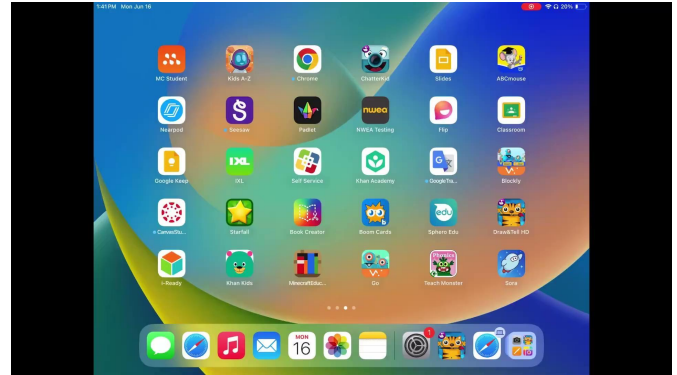
2

# Lesson Extension

# DRAW & TELL

## Directions

1. Open the ***Draw & Tell*** app
2. Select ***blank paper***.
3. Choose your paper style.
4. Use your Pause & Think drawing and the design tools to create a video that teaches what you should do if someone is being mean to you online.




VIDEO DIRECTIONS

# DRAW & TELL: EXAMPLES


## Directions

5. Use the example videos to model the process and a final project example.



EXAMPLE

We are kind  
& courageous.



# Family Activity

# FAMILY ACTIVITY

GRADE 2: DIGITAL CITIZENSHIP FAMILY ACTIVITY

## We the Digital Citizens



The internet can be fun, but it also requires responsibility, so your kid is learning how to be a safe, strong digital citizen! What does that mean? They're learning to ...

- Find fun, cool stuff online.
- Set limits on how much time they spend online.
- Keep personal information -- like their phone number and address -- private.
- Pause and think before searching, clicking, and sharing.
- Ask before they go online.
- Pay attention to their feelings and ask for help when they feel scared or confused about something they see online.




Check out the music video featuring our favorite digital citizenship friends!

Watch it together (turn on captions so you can see the lyrics), and sing along!

<https://www.common sense.org/education/videos/we-the-digital-citizens>

### Now talk about this together:

1. What was your favorite part of the song? Why?
2. What rules do we have about using apps and going online?
3. What sites are OK to use?
4. What are the time limits? Make a list of safe sites and apps and your rules to put in a place where your whole family can see it!





# EDUCATIONAL TECHNOLOGY SUPPORT TEAM

## **Rebecca Lehtinen**

Executive Director, Educational Technology  
[rebeccaj.lehtinen@cms.k12.nc.us](mailto:rebeccaj.lehtinen@cms.k12.nc.us)

## **Melody Lam**

Program Manager, Technology Services  
[melodyc.lam@cms.k12.nc.us](mailto:melodyc.lam@cms.k12.nc.us)

## **Ashley Erb**

Senior Manager, Educational Technology  
[ashleyp.erb@cms.k12.nc.us](mailto:ashleyp.erb@cms.k12.nc.us)

## **Kristen Churchill**

Support Manager, Educational Technology  
[kristen1.churchill@cms.k12.nc.us](mailto:kristen1.churchill@cms.k12.nc.us)

## **Karen DeSantis**

Support Manager, Educational Technology  
[karend.desantis@cms.k12.nc.us](mailto:karend.desantis@cms.k12.nc.us)